



SimilarWeb

Website Analysis Overview Report December 2018

kinjo.co



View the full analysis at: <https://pro.similarweb.com>



Related Mobile Apps:

Global Rank ⓘ #1,857,429 | Country Rank ⓘ #27,636 | Category Rank ⓘ N/A

Website Audience

Total Visits ⓘ

Sep 2018 - Nov 2018, Worldwide

14,001

↑ 6,822.93% from last month

Traffic Share ⓘ

Sep 2018 - Nov 2018, Worldwide

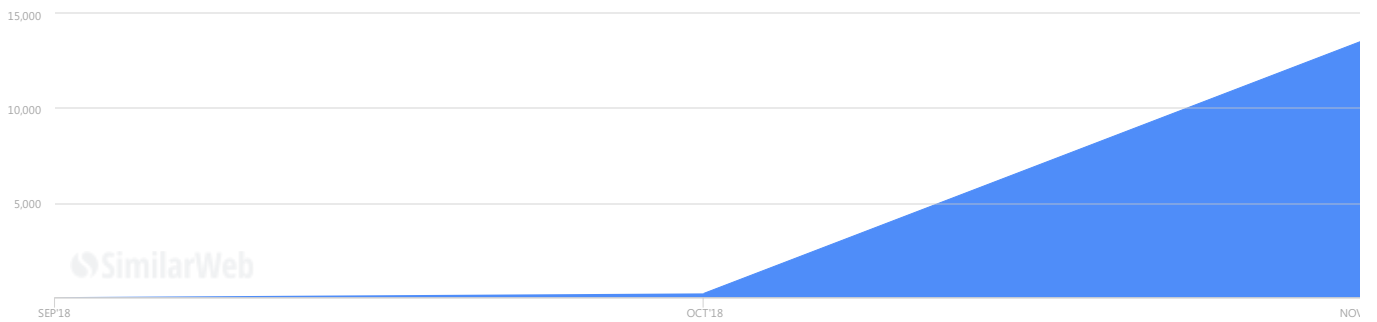


Desktop
Mobile

Monthly Visits	11,322
Monthly Unique Visitors	Upgrade
Avg. Visit Duration	00:02:28
Pages / Visit	3.34
Bounce Rate	35.72%

Visits Over Time ⓘ

Sep 2018 - Nov 2018, All Traffic



Geography

Top 5 Countries ⓘ

Sep 2018 - Nov 2018, Desktop Only

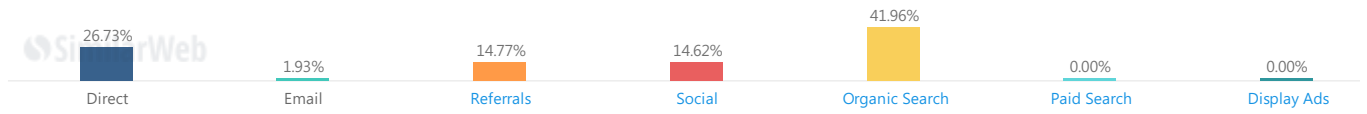


Taiwan	89.92%	↑ 2,216.1%
United States	2.65%	-
Malaysia	2.58%	-
Germany	2.49%	-
Hong Kong	1.49%	-

Marketing Channels

Channels Overview

Sep 2018 - Nov 2018, Worldwide
Desktop Only



Referrals

Top Referring Websites

Sep 2018 - Nov 2018, Worldwide
Desktop Only

Website	Percentage	Progress	Share
medium.com	59.28%	<div style="width: 59.28%;"></div>	0%
reurl.cc	33.83%	<div style="width: 33.83%;"></div>	0%
share.tenten.co	6.88%	<div style="width: 6.88%;"></div>	0%

Top Referring Categories

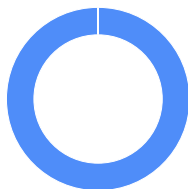
Sep 2018 - Nov 2018, Worldwide
Desktop Only

Category	Percentage	Progress
Social Network	59.28%	<div style="width: 59.28%;"></div>
Unknown	40.72%	<div style="width: 40.72%;"></div>

Search

Search Traffic

Sep 2018 - Nov 2018, Worldwide
Desktop Only



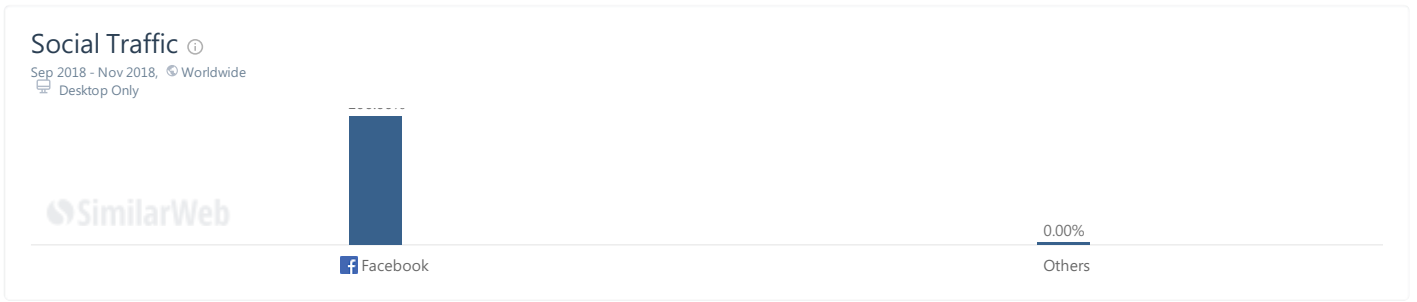
🔍 Organic 100.00%
💰 Paid 0.00%

Top Search Terms

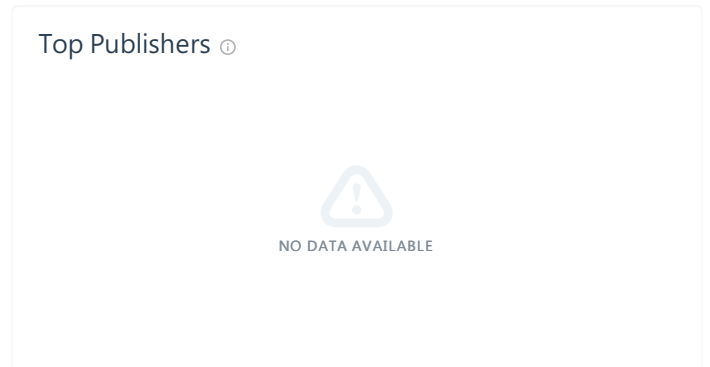
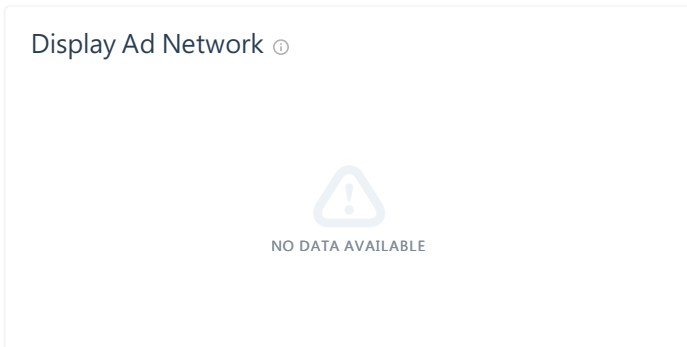
Sep 2018 - Nov 2018, Worldwide
Desktop Only

Search Term	Percentage	Progress
華山金工	82.60%	<div style="width: 82.60%;"></div>
華山金公	4.23%	<div style="width: 4.23%;"></div>
華山文創	4.18%	<div style="width: 4.18%;"></div>
華山精工	1.28%	<div style="width: 1.28%;"></div>
金工	1.28%	<div style="width: 1.28%;"></div>

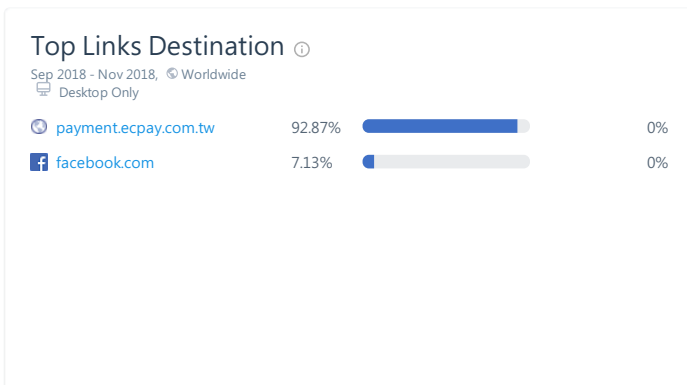
Social



Display Advertising



Outgoing Links



Outgoing Ads

